

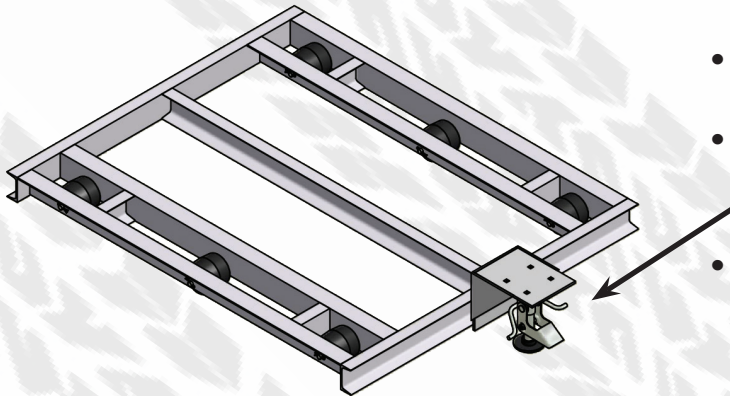





Pallet Dollies



Exclusive Features

- **Lightweight** and easy to maneuver.
- **Rugged** extruded aluminum frame with steel axles.
- **Available** in tilt and non-tilt versions.
- **360° turning** capability with 3½" sealed bearing rollers.
- **Welded**, solid aluminum deck option.
- **Handle** and handle loops option.
- **Center** support cross bar and floor lock option.
- **Customizable** and available in several sizes in 3 different capacities.



Tilt Type Dollies Roller Configuration
 4,000 lbs capacity - 6 Roller
 6,000 lbs capacity - 8 Roller
 8,000 lbs capacity - 10 roller

Developed for transporting loaded pallets over short, level distances to allow for continuous material movement without the need of a forklift.